


Swisspearl Plank and Swisspearl Panel

Maximum Windloads (without safety margins)

Swisspearl Plank 8x180x3600mm

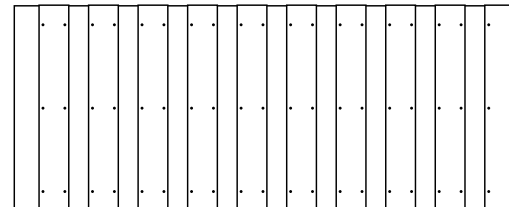
Horizontally installed with 30mm overlapping
 Installed onto vertical timber battens 600mm o.c.
 Visible facade screws 600mm o.c. installed no more than 20mm from bottom and side edges of the plank



Plank size	Framing	Framing spacing	UltimateLoad	Max deflection
8x180x3600 30mm overlap	25x100mm timber	600mm o.c	6.7 kN*	21mm

Swisspearl Plank 8x180x3600mm


Vertically installed with 30mm overlapping
 Installed onto horizontal timber battens 600mm o.c.
 Swisspearl 38 Wood Screw used to blind fasten the lower plank
 Visible facade screws installed no more than 20mm from bottom and side edges of the upper plank



Plank size	Framing	Framing spacing	Ultimate Load	Max deflection
8x180x3600 30mm overlap	25x100mm timber	600mm o.c	6.99 kN*	18.8mm

Swisspearl Panel 8x1220x3050mm

Vertically installed with no overlapping
 Installed onto vertical timber battens 600mm o.c.
 Visible facade screws are vertically spaced at 400mm o.c.
 Visible facade screws installed no more than 50mm from top and bottom, and 20mm from side edges of the panel



Plank size	Framing	Framing spacing	Ultimate Load	Max deflection
8x1220x3600	25x100mm timber	600mm o.c	3.35 kN*	8mm

Test panel construction (1220x2440mm) consisting of the following:

Framing: 45x95mm Timber Framing (Density minimum 300 kg/m³)

Windstopper: 12mm OSB fastened into the framing by 38mm Chipboard screws O.C 150mm around the perimeter and 300mm in the field

Timbre battens: Pressure-treated 25x100mm timber at 600mm o.c for a ventilated area. And aluminium ventilated profiles in the bottom and top.

Swisspearl Plank and Swisspearl Panel fastened to timber battens using the “visible fastening” method. Using a Swisspearl Facade Wood Screw 4.5x41mm stainless steel A2.

***All values stated above are without any added safety margins. Consult with the building engineer before using values** Please refer to the Swisspearl Plank and Swisspearl Panel installation manual for complete installation instructions.