

Special remarks

Carat, Reflex, Planea, Zenor:
Also available in 12 mm thickness.

Vintago, Vintago-Reflex, Avera:
Only available in 8 mm thickness.

Nobilis, Terra:
These 12 mm panels are only available in size 2510 x 1250 mm.

Gravial:
Type L: Milled slots parallel to the long direction.
Type Q: Milled slots parallel to the short direction.

Gravial:
Only available in 12 mm thickness.


General information

The various finishes and colours allow the unique character of the Swisspearl panels to be expressed in an almost endless diversity. The carefully chosen colours, emphasize the unmistakable aesthetics of the material.


- CARAT** Unique natural look and timeless beauty. The translucent lightly pigmented finish adds a distinguished expression.
- GRAVIAL** Unique interplay of light and shadow. The linear, geometrical grooved surface offers countless options for making a special statement.
- VINTAGO** Naturally authentic, rough and unique. The sanded surface highlights the purity of the fibre cement panel.
- VINTAGO-REFLEX** Rough, lively with a shiny look. Vintago-Reflex has a sanded surface combined with a reflective surface giving a slightly rough, yet lively, shiny look.
- avera** Authentic and vibrant appearance. The transparent coating lets the original natural look of the fibre cement shine through.
- REFLEX** Shiny look with metallic character. The reflective surface coating gives the panels a sophisticated look.
- NOBILIS** Authentic fibre cement look. The translucent lightly pigmented surface highlights the fibre cement texture in its natural beauty and elegance.
- TERRA** Earthy and warm atmosphere. The finely coordinated colours are a reminiscent of earth tones and gives the building envelope an earthy, natural look.
- PLANEa** Fresh and colourful creativity. The matte and smooth finish emphasizes the clear, bright and strong colours for an overall intense appearance.
- ZENOR** Zenor has an opaque coating and create a simple elegance, due to its homogeneous surface.
- PATINA ORIGINAL** Lightly sanded, it stylishly showcases the character of the material. Their structure allows the fibre and the strong character properties of the raw materials work.
- PATINA ROUGH** The rough and sandblasted surface creates a varied appearance with many facets.
- PATINA INLINE** Light and shadow in the rhythm of time. Linear milled indentations create a dynamic appearance that changes depending on the time of day and viewing angle.

For detailed specifications please refer to our DIM (Design and Installation Manual) or contact our Technical Advisors.

Swisspearl Facade Delivery Program




Natural range colours and sizes

		CARAT coloured through translucent with slight pigmentation													GRAVIAL coloured through or coated in grey transparent			VINTAGO coloured through transparent			VINTAGO - REFLEX coloured through iridescent, opaque			AVERA coloured through transparent			REFLEX coloured through iridescent, opaque			NOBILIS coloured through in grey translucent with slight pigmentation			TERRA coloured through in grey translucent with strong pigmentation			PLANEA coloured through in grey opaque			ZENOR coloured through in a similar shade to the surface opaque																																																																								
		Anthracite 7021	Anthracite 7020	Anthracite 7025	Anthracite 7024	Azurite 7041	Azurite 7040	Jade 7050	Granite 7060	Granite 7061	Crystal 7010	Ivory 7090	Ivory 7091	Ivory 7099	Limestone 7082	Limestone 7080	Sandstone 7000	Sandstone 7002	Sandstone 7001	Amber 7073	Amber 7070	Amber 7071	Coral 7032	Coral 7030	Coral 7031	Granite 624	Anthracite 3020	Crystal 125	Ivory 3099	Ivory 3090	Amber 723	VI 061	VI 021	VI 040	VI 050	VI 100	VI 011	VI 091	VI 001	VI 071	VI 031	VIR 9000	VIR 9221	VIR 9292	AV 060	AV 020	AV 040	AV 050	AV 100	AV 010	AV 000	AV 070	AV 030	Granite 4161	Granite 4162	Anthracite 4021	Anthracite 4022	Jade 4051	Crystal 4112	Crystal 4111	Ivory 4091	Ivory 4092	Amber 4071	Amber 4072	Coral 4031	Amber 721	Amber 723	Granite 622	Anthracite 221	Azurite 421	Azurite 422	Jade 522	Jade 521	Granite 624	Crystal 123	Crystal 125	Crystal 122	Crystal 124	Amber 751	Amber 752	Amber 753	Amber 754	Amber 755	Amber 756	Midnight 231	Jungle 532	Cactus 531	Skylight 131	Igloo 932	Snowflake 930	Sunrise 831	Sunset 832	Ruby 334	Crimson 333	Dragon 332	69055	67014	67159	41055	51101	67007	63077	65061	65126	15015	11115	11006	23057	35154	33106	35005
Largo 	Trimmed 2500 × 1250 mm 8 mm 3050 × 1250 mm 8 mm Untrimmed 2530 × 1270 mm 8 mm 3070 × 1270 mm 8 mm																																																																																																														
	Trimmed - Type L 2510 × 1250 mm 12 mm 3050 × 1250 mm 12 mm Trimmed - Type Q 2508 × 1250 mm 12 mm 3038 × 1250 mm 12 mm																																																																																																														

Natural range:

Largo offers a great number of natural colors and surfaces. Most of the facade boards are through-colored featuring some individual colour schemes from colorful opaque to noble translucent and natural transparent coatings, respecting the mineral appearance of fibre cement. These facade boards overall visual impression is retained over time, independent of the environmental influences thus adding some stability in the architecture.

Authentic range colours and sizes

		PATINA ORIGINAL through coloured hydrophobized						PATINA ROUGH through coloured hydrophobized and textured surface				PATINA INLINE through coloured hydrophobized and linear milled thickness: 9,5 / 8 mm										
		P 020	P 050	P 070	P 626	P 222	P 545	P 565	P 313	P 333	P 323	P 343	P 020	P 050	P 070	P 222	P 545	P 020	P 050	P 070	P 222	P 545
	Trimmed 2500 × 1250 mm 8 mm 3050 × 1250 mm 8 mm																					

Authentic range:

Swisspearl Patina design line is a range of authentic, through-colored facade boards with unique features. Each facade board is as individual as the nature itself. Each facade board comes with slight variations in structure and surface to accommodate the demands from architects and builders across the world, who are looking for a characteristic texture and a vibrant expression. These facade boards will patinate beautifully over time, adding an aesthetic look to the building design with some unique and subtle variations on the surface.

High-Resistant coating:

All Carat colours available with HR-Coating or F-Coating. R-Coating is available for all colours except Ivory and Limestone colours.

The printed colours may differ from the original shade of the colour. To see the exact colour, and when matching up colours on adjacent parts of a building, one must use the original panel samples. The natural ingredients used in the fibre cement panels will to some extent determine the unique character of the material. The intensity and colour tone may vary slightly depending on the production batch.