

Swisspearl Group AG

Eternitstrasse 3
Niederurnen
8865
Switzerland

Tel: +45 99 37 22 22

e-mail: info@dk.swisspearl.com

website: www.swisspearl.com



Agrément Certificate

24/7260

Product Sheet 1 Issue 1

CEMBRIT DECORATIVE RAINSCREEN CLADDING PANEL

COVER, SOLID AND PATINA NXT DESIGN LINE CLADDING PANELS

This Agrément Certificate Product Sheet⁽¹⁾ relates to the Cover, Solid and Patina NXT Design Line Cladding Panels, fibre-reinforced cement panels for use as exterior non-load bearing, decorative cladding panels on timber or metal vertical supports over timber-frame, steel-frame or masonry external walls of new and existing buildings.

(1) Hereinafter referred to as 'Certificate'.

The assessment includes

Product factors:

- compliance with Building Regulations
- compliance with additional regulatory or non-regulatory information where applicable
- evaluation against technical specifications
- assessment criteria and technical investigations
- uses and design considerations

Process factors:

- compliance with Scheme requirements
- installation, delivery, handling and storage
- production and quality controls
- maintenance and repair

Ongoing contractual Scheme elements†:

- regular assessment of production
- formal 3-yearly review



KEY FACTORS ASSESSED

- Section 1. Mechanical resistance and stability
- Section 2. Safety in case of fire
- Section 3. Hygiene, health and the environment
- Section 4. Safety and accessibility in use
- Section 5. Protection against noise
- Section 6. Energy economy and heat retention
- Section 7. Sustainable use of natural resources
- Section 8. Durability

The BBA has awarded this Certificate to the company named above for the products described herein. These products have been assessed by the BBA as being fit for their intended use provided they are installed, used and maintained as set out in this Certificate.

On behalf of the British Board of Agrément

Date of issue: 9 October 2024

Hardy Giesler
Chief Executive Officer

This BBA Agrément Certificate is issued under the BBA's Inspection Body accreditation to ISO/IEC 17020. Sections marked with † are not issued under accreditation.

The BBA is a UKAS accredited Inspection Body (No. 4345), Certification Body (No. 0113) and Testing Laboratory (No. 0357).

Readers MUST check that this is the latest issue of this Agrément Certificate by either referring to the BBA website or contacting the BBA directly.

The Certificate should be read in full as it may be misleading to read clauses in isolation.

Any photographs are for illustrative purposes only, do not constitute advice and should not be relied upon.

British Board of Agrément

1st Floor, Building 3, Hatters Lane
Croxley Park, Watford
Herts WD18 8YG

©2024

tel: 01923 665300
clientservices@bbacerts.co.uk
www.bbacerts.co.uk

SUMMARY OF ASSESSMENT AND COMPLIANCE

This section provides a summary of the assessment conclusions; readers should refer to the later sections of this Certificate for information about the assessments carried out.

Compliance with Regulations

Having assessed the key factors, the opinion of the BBA is that the Cover, Solid and Patina NXT Design Line Cladding Panels, if installed, used and maintained in accordance with this Certificate, can satisfy or contribute to satisfying the relevant requirements of the following Building Regulations:



The Building Regulations 2010 (England and Wales) (as amended)

Requirement:	A1	Loading
Comment:		The products can contribute to satisfying this Requirement. See section 1 of this Certificate.
Requirement:	B3(4)	Internal fire spread
Comment:		The products can contribute to satisfying this Requirement. See section 2 of this Certificate.
Requirement:	B4(1)	External fire spread
Comment:		The products may be restricted by this Requirement. See section 2 of this Certificate.
Requirement:	C2(b)	Resistance to moisture
Comment:		The products contribute to satisfying this Requirement. See section 3 of this Certificate.
Regulation:	7(1)	Materials and workmanship
Comment:		The products are acceptable. See sections 8 and 9 of this Certificate.
Regulation:	7(2)	Materials and workmanship
Comment:		The products may be restricted by the Regulation in some cases. See section 2 of this Certificate.



The Building (Scotland) Regulations 2004 (as amended)

Regulation:	8(1)(2)	Fitness and durability of materials and workmanship.
Comment:		The products can contribute to satisfying this Regulation. See sections 8 and 9 of this Certificate.
Regulation:	8(3)	Fitness and durability of materials and workmanship
Comment:		The products may be restricted by this Regulation. See section 2 of this Certificate.
Regulation:	9	Building standards - construction.
Standard:	1.1(a)(b)	Structure
Comment:		The products can contribute to satisfying this Standard, with reference to clause 1.1.1 ⁽¹⁾⁽²⁾ . See section 1 of this Certificate.
Standard:	2.4	Cavities
Comment:		The products can contribute to satisfying this Standard with respect to clause 2.4.2 ⁽¹⁾⁽²⁾ . See section 2 of this Certificate.
Standard:	2.6	Spread to neighbouring buildings
Comment:		The products may be restricted by this Standard with respect to clauses 2.6.4 ⁽¹⁾⁽²⁾ , 2.6.5 ⁽¹⁾ and 2.6.6 ⁽²⁾ . See section 2 of this Certificate.

Standard:	2.7	Spread on external walls
Comment:		The products may be restricted by this Standard with respect to clause 2.7.1 ⁽¹⁾⁽²⁾ . See section 2 of this Certificate.
Standard:	3.10	Precipitation
Comment:		The products can contribute to satisfying the Standard, with reference to clause 3.10.5 ⁽¹⁾⁽²⁾ . See section 3 of this Certificate.
Standard:	7.1(a)	Statement of sustainability
Comment:		The products can contribute to satisfying the relevant requirements of Regulation 9, Standards 1 to 6 and therefore will contribute to a construction meeting a bronze level of sustainability as defined in this Standard.
Regulation:	12	Building standards - conversion
Comment:		All comments given for the products under Regulation 9, Standards 1 to 6 also apply to this Regulation, with reference to clause 0.12.1 ⁽¹⁾⁽²⁾ and Schedule 6 ⁽¹⁾⁽²⁾ .
		(1) Technical Handbook (Domestic).
		(2) Technical Handbook (Non-Domestic).



The Building Regulations (Northern Ireland) 2012 (as amended)

Regulation:	23(a)(i)	Fitness of materials and workmanship
Comment:	(iii)(b)(i)	The products are acceptable. See sections 8 and 9 of this Certificate.
Regulation:	23(2)	Fitness of materials and workmanship
Comment:		The products may be restricted by this Regulation. See section 2 of this Certificate.
Regulation:	28(b)	Resistance to moisture and weather
Comment:		The products can contribute to satisfying this Regulation. See section 3 of this Certificate.
Regulation:	30	Stability
Comment:		The products can contribute to satisfying this Regulation. See section 1 of this Certificate.
Regulation:	35(4)	Internal fire spread – Structure
Comment:		The products can contribute to satisfying this Regulation. See section 2 of this Certificate.
Regulation:	36(a)	External fire spread
Comment:		The products can contribute to satisfying this Regulation. See section 2 of this Certificate.

Additional Information

NHBC Standards 2024

In the opinion of the BBA, the Cover, Solid and Patina NXT Design Line Cladding Panels, if installed, used and maintained in accordance with this Certificate, can satisfy or contribute to satisfying the relevant requirements in relation to *NHBC Standards*, Part 6 Superstructure (*excluding roofs*), Chapter 6.9 *Curtain walling and cladding*.

Fulfilment of Requirements

The BBA has judged the Cover, Solid and Patina NXT Design Line Cladding Panels to be satisfactory for use as described in this Certificate. The products have been assessed as fibre-reinforced cement panels for use as exterior, non-loadbearing decorative cladding panels on timber-frame, steel-frame and masonry external walls of new and existing buildings.

ASSESSMENT


Product description and intended use

The Certificate holder provided the following description for the product under assessment. The Cover, Solid and Patina NXT Design Line Cladding Panels are fibre-reinforced cement panels, satisfying the requirements of Category A, Class 4 to BS EN 12467 : 2012.

Cover and Solid cladding panels have a smooth finish.

Patina cladding panels have different finishes and are available as: Patina Original, Patina Rough, Patina Signature and Patina Inline versions. Details are given in Table 1.

Figure 1 illustrates the different panel finishes available.



The products have the nominal characteristics given in Table 1.

Table 1 Nominal characteristics

Characteristic (unit)	Panel Types		
	Cover	Solid	Patina NXT Design Line
Board colour	Grey	Through-coloured	Through-coloured
Nominal thickness (mm)	8	8	8
Width (mm)	1250	1250	1250
Length (mm)	2500/3050	2500/3050	2500/3050
Density (kg·m ⁻³)	1650	1650	1250 - 1650
Colour range ⁽¹⁾	26	18	11

(1) The colour range according to the type of panel is:

- Cover: C010, C020, C040, C050, C060, C160, C190, C200, C210, C350, C360, C370, C390, C450, C530, C540, C550, C570, C610, C630, C640, C650, C670, C730, C760, C770
- Solid: S030, S071, S101, S131, S151, S191, S212, S282, S334, S353, S515, S525, S606, S616, S656, S676, S747, S757
- Patina NXT Design Line: P020, P050, P070, P222, P313, P323, P333, P343, P545, P565, P626.

Ancillary Items

Cembrit Universal Edge Sealer is a solvent based clear edge sealer applied to protect cut edges that is essential to use with the products and has been assessed with the products.

The Certificate holder recommends the following ancillary items for use with the products, but these materials have not been assessed by the BBA and are outside the scope of this Certificate:

- mechanical fixings for use with the panels to the following minimum specifications:
 - stainless steel screws — corrosion category C4 – 4.5 or 4.9 mm diameter by 30 to 41 mm in length and 12 mm diameter head, with and without washer, for pre-drill and self-drilling, for use with timber sub-frames
 - steel screws corrosion category C4 – 4.8 mm diameter by 29 mm in length and 12 mm diameter head, with and without washer, with drill point of hardened steel, for use with steel sub-frames
 - stainless steel rivets — 4.8 mm diameter by 20 mm in length and 14.3 mm head diameter, with and without washer, for use with steel sub-frames
 - aluminium rivets — 4 mm diameter by 20 mm in length and 14.3 mm head diameter, with an aluminium body and a stainless-steel mandrel, with and without washer, for use with aluminium sub-frames
- corner profiles — aluminium profiles for internal and external corners, including a protective mesh
- support rail/battens — timber battens, aluminium or steel rails, for use on timber-frame, masonry or steel framework substrate walls fixed vertically and spaced at maximum 600 mm centres
- sheathing — of a suitable material used in conjunction with timber- and steel-frame substrate wall structures
- wall breather membrane — UV durable to BS EN 13859-2 : 2014 used in conjunction with sheathing on framed applications
- fixings and brackets — used to attach the sub-frame to the substrate wall
- horizontal joint profile — an aluminium joint profile inserted behind the panels, to provide baffle joints
- rubber underlay — ethylene propylene diene monomer (EPDM) flat or with profiled ribs applied according to the substrate and fixation type, as per the Certificate holder's instructions.

Product assessment – key factors

The products were assessed for the following key factors, and the outcome of the assessments is shown below. Conclusions relating to the Building Regulations apply to the whole of the UK unless otherwise stated.

1 Mechanical resistance and stability

Data were assessed for the following characteristics.

1.1 Mechanical properties

1.1.1 The result of an assessment to establish the characteristic pull-through resistance is given in Table 2.

Table 2 Characteristic pull-through resistance

Product assessed	Assessment method	Requirement	Characteristic pull-through resistance (N)	
			Panel centre	Panel corner/edge
<i>Patina Inline panel</i> Dimensions (mm) (W x H x T): 1250 x 3050 x 8 Sub-frame: vertical rails at 600 mm distance and horizontal rails at 400 mm distance Fixings: Aluminium rivets	EAD 090062-00-0404	Value achieved	720	330

(1) For design value calculations a partial factor of 3.0 must be applied.

1.1.2 The Result of impact resistance tests are given in Table 3.

Table 3 Resistance to impact

Product assessed	Assessment method	Requirement	Result
Cover, Solid and Patina NXT Design Line Cladding Panels (installed with vertical supports at 600 and 625 mm centres and fixings at 400 mm)	EAD 090062-00-0404	Use Category ⁽¹⁾	Categories II and IV

(1) Use Categories:

- I A zone readily accessible at ground level to the public and vulnerable to hard body impacts but not subjected to abnormally rough use
- II A zone liable to impacts from thrown or kicked objects, but in public locations where the height of the kit will limit the size of the impact; or at lower levels where access to the building is primarily to those with some incentive to exercise care
- III A zone not likely to be damaged by normal impacts caused by people or by thrown or kicked objects.
- IV A zone out of reach from ground level.

1.1.2 The products may only be installed in areas of Use Categories II and IV.

2 Safety in case of fire

Data were assessed for the following characteristics.

2.1 Reaction to Fire

2.1.1 Results of reaction to fire tests are given in Table 4.

Table 4 Reaction to fire classification

Product assessed	Assessment method	Requirement	Result
<i>Cover panel</i> Fixing: mechanical Sub-frame: wood, aluminium and steel profiles Joints: vertical — closed ≤ 8 mm horizontal — open ≤ 8 mm Cavity: ≥ 40 mm, ventilated Colour: any with PCS $\leq 20 \text{ MJ}\cdot\text{kg}^{-1(2)}$	BS EN 13501-1 : 2018	Classification achieved	A2-s1, d0 ⁽¹⁾
<i>Patina Original/Rough/Inline panels</i> Substrate: particle board with $\leq 510 \text{ kg}\cdot\text{m}^{-3}$ density on wood or any other A1 or A2-s1,d0 sub-frame Cavity: ≤ 40 mm Colours: any	BS EN 13501-1 : 2018	Classification achieved	A2-s1, d0 ⁽³⁾
<i>Solid panel</i> Fixing: mechanical Sub-frame: wood, aluminium and steel profiles Joints: vertical — closed ≤ 8 mm horizontal — open ≤ 8 mm Cavity: ≥ 40 mm, ventilated Colour: any with PCS $\leq 20 \text{ MJ}\cdot\text{kg}^{-1(2)}$	BS EN 13501-1 : 2018	Classification achieved	A2-s1, d0 ⁽⁴⁾

(1) Report 163686, issued by MPA BAU, copies are available from the Certificate holder on request.

(2) Details of colours meeting this specification must be obtained from the Certificate holder.

(3) Reports 3234T1 7-2 R2 and 3233T1 7-2 R2, issued by AFITI LICOF Spain, copies are available from the Certificate holder on request.

(4) Report 163976, issued by MPA BAU, copies are available from the Certificate holder on request.

2.1.2 The classification and permissible areas of use of other constructions must be established in accordance with the documents supporting the national Building Regulations.

2.1.3 The reverse side of the products (facing into the cavity) has a reaction to fire classification of A2-s1, d0 in accordance with BS EN 13501-1 : 2007.

2.1.4 The products used on metal frames or masonry constructions meeting the specification given in Table 4, with a steel sub-frame, are not subject to any restriction on building height or proximity to a relevant boundary.

2.1.5 In England, the products must not be used with timber battens on buildings that have a storey more than 18 m above ground level and which contain: one or more dwellings, an institution, a room for residential purposes, a room in a hostel, hotel or boarding house, student accommodation, care homes, sheltered housing, hospitals or dormitories in boarding schools.

2.1.6 In Wales and Northern Ireland, the products must not be used with timber battens on buildings that have a storey at least 18 m above ground level and which contain one or more dwellings, an institution, a room for residential purposes (excluding any room in a hostel, hotel or boarding house), student accommodation, care homes, sheltered housing, hospitals or dormitories in boarding schools and additionally, in Northern Ireland, nursing homes and places of lawful detention.

2.1.7 In Scotland, the products must not be used with timber battens on buildings with a storey 11 m or more above the ground.

2.1.8 Designers must refer to the relevant national Building Regulation guidance for detailed conditions of use, particularly in respect of requirements for substrate fire performance, cavity barriers, service penetrations and combustibility limitations for other materials and components used in the overall wall construction, for example, thermal insulation.

3 Hygiene, health and the environment

3.1. Weathertightness

The design of the products was assessed and the panels are suitable for use in back-ventilated and drained cladding systems. They do not provide a watertight or airtight facing but will contribute to resisting the passage of rainwater to the supporting structure.

4 Safety and accessibility in use

Not applicable.

5 Protection against noise

Not applicable.

6 Energy economy and heat retention

Not applicable.

7 Sustainable use of natural resources

Not applicable.

8 Durability

8.1 The potential mechanisms for degradation and the known performance characteristics of the materials in the products were assessed.

8.2 Specific test data were assessed as given in Table 5.

Table 5 Durability			
Product assessed	Assessment method	Requirement	Result
<i>Patina panel</i> Colours: all	Resistance to algal growth to ETAG 034 : 2012 and MOAT 33 : 1986	≤ 1	Pass
<i>Cover and Solid panels</i> Colours: all	Resistance to artificial weathering to BS EN ISO 4892-3 : 2016	No significant colour change	Pass

8.3 Service life

8.3.1 Under normal service conditions, the products will have a life of at least 30 years, provided they are designed, installed and maintained in accordance with this Certificate and the Certificate holder's instructions.

8.3.2 Any colour change will be slight and uniform on any one elevation and the products will have a decorative life of at least 15 years.

PROCESS ASSESSMENT

Information provided by the Certificate holder was assessed for the following factors:

9 Design, installation, workmanship and maintenance

9.1 Design

9.1.1 Design wind actions must be calculated by a suitably experienced and competent individual in accordance with BS EN 1991-1-4 : 2005 and its UK National Annex. Due consideration must be given to higher pressure coefficients applicable to corners of the building as recommended in this Standard. In accordance with BS EN 1990 : 2002, it is

recommended that a partial load factor is used to determine the design wind load to be resisted by the cladding system.

9.1.2 The designer must ensure that:

- the design of the vertical sub-frame and its fixings is in accordance with the relevant codes and Standards, such as to limit mid-span deflections to span/200 and cantilever deflections to span/150
- the panels are fixed to the vertical support sub-frame using the specified fixings)
- the specified panel fixings have adequate tensile and pull-out strength to resist the applied actions
- fixing of the vertical support sub-frame⁽¹⁾ to the substrate wall has adequate tensile pull-out strength and corrosion resistance. An appropriate number of site-specific pull-out tests must be conducted on the substrate wall to determine the minimum pull-out resistance to failure of the fixings. The characteristic pull-out resistance must be determined in accordance with the guidance given in EOTA TR055 : 2016, using 50% of the mean value of the five smallest measured values at the ultimate load.

(1) Outside the scope of this Certificate.

9.1.3 The substrate wall and the sub-frame to which the panels are fixed must be structurally sound and satisfy the requirements of the relevant national Building Regulations and Standards.

9.1.4 The supporting wall must be able to take the full wind loads and any racking loads on its own. No contribution from the cladding system may be assumed in this respect.

9.1.5 For new substrate walls, the designer must ensure that:

- brickwork or blockwork walls are designed and constructed in accordance with the relevant sections of BS EN 1996-1-1 : 2005, BS EN 1996-1-2 : 2005, BS EN 1996-2 : 2006 and BS EN 1996-3 : 2006, and their UK National Annexes, and PD 6697 : 2019, or one of the technical specifications given in the relevant documents supporting the national Building Regulations
- timber-frame walls are designed and constructed in accordance with the relevant sections of BS EN 1995-1-1 : 2004 and its UK National Annex, and preservative-treated where necessary, in accordance with BS 8417 : 2011. Guidance on recommended wood preservation is also given in *NHBC Standards 2024, Part 3 General, Chapter 3.3 Timber preservation (natural solid timber)*
- steel-frame walls are designed and constructed in accordance with the relevant sections of BS EN 1993-1-1 : 2005 and its UK National Annex. The installation of vertical timber battens or metal support rails must be aligned and fixed directly through to the vertical structural steel framework.

9.1.6 Ventilation and drainage must be provided behind the cladding. All ventilation openings around the periphery of a cladding system incorporating the panels must be suitably protected with mesh to prevent the ingress of birds, vermin and insects. The horizontal and vertical joints between panels are open with a minimum spacing of 10 mm.

9.1.7 Care must be taken to ensure that sufficient time is allowed for complete fixing or drying of the timber preservative before the panels are fixed.

9.1.8 The cavity gap behind the cladding must have a minimum width of 50 mm and must be drained and ventilated. The cavity drainage and ventilation gap should provide openings with a minimum ventilation area of 500 mm² per metre run along the base and head of any rainscreen wall.

9.1.9 The panels are not weathertight and when used on timber stud or on metal frame substrate walls must be backed by a breather membrane acting as a vapour-permeable water barrier, incorporated behind the cladding under the supporting battens. Where insulation is used in the cavity, the breather membrane must be provided over the outer face of the insulation.

9.1.10 Where the panels are used as a decorative facing attached to weathertight masonry walls, a breather membrane is not necessary as the amount of water that will penetrate the cladding will be small and will not have an adverse effect on the wall.

9.1.11 Provision must always be made to allow water that has penetrated behind the cladding to drain away.

9.2 Installation

9.2.1 Installation instructions provided by the Certificate holder were assessed and judged to be appropriate and adequate.

9.2.2 Installation must be carried out in accordance with this Certificate and the Certificate holder's instructions. A summary of instructions and guidance is provided in Annex A of this Certificate.

9.2.3 The vertical sub-frame must be installed ensuring correct spacings with appropriate wall brackets and vertical spacings, as specified in Figure 2.

9.2.4 Where metal sub-frames are used, the panels are installed with two fixed points at the centre of the panel and all other fixings with sliding points. Fastener holes are drilled with a slightly larger diameter than the fixing to allow for movement due to moisture and temperature changes. For fixed points, a sleeve is used to prevent movement of the board.

9.2.5 Fixing spacings and pre-drill hole size specifications for the panel types and sub-frames are given in Table 6 and Figure 2(i).

9.2.6 Subsequent panels are installed ensuring a minimum gap between panels of 10 mm or as permitted in NHBC *Technical Standards* (see also section 8.2 of this Certificate).

9.2.7 Cut edges of Cover and Solid panels require the application of Cembrit Universal Edge Sealer to avoid moisture ingress. After boards are cut on site, the edges must be immediately treated with the sealer. The boards must be dry and the edges should be bevelled with fine grade sandpaper and should be cleaned from dust and dirt before the edge sealer is applied. Further advice regarding this application should be sought from the Certificate holder.

9.3 Workmanship

Practicability of installation was assessed by the BBA on the basis of the Certificate holder's information. To achieve the performance described in this Certificate, installation of the products must be carried out by a competent general builder, or a contractor, experienced with these types of products.

9.4 Maintenance and repair

9.4.1 Ongoing satisfactory performance of the products in use requires that they are suitably maintained. The guidance provided by the Certificate holder was assessed by the BBA and found to be appropriate and adequate.

9.4.2 The following requirements apply in order to satisfy the performance assessed in this Certificate:

9.4.2.1 Annual maintenance inspections of the panel surface, ventilation gaps, joints and fixings must be carried out to ensure they are clear and in good state. The inspection must also detect the need for repair of damage that will prolong the life of the cladding.

9.4.2.2 For normal soiling, the surface of the panels can be cleaned with cold or lukewarm water mixed with a water-based detergent, applied with a suitable cleaning pad or sponge. For more difficult soiling, the Certificate holder's advice should be sought, but such advice is outside the scope of this Certificate.

9.4.2.3 Any damaged panels must be replaced as soon as possible.

10 **Manufacture**

10.1 The production processes for the product have been assessed, and provide assurance that the quality controls are satisfactory according to the following factors:

10.1.1 The manufacturer has provided documented information on the materials, processes, testing and control factors.

10.1.2 The quality control operated over batches of incoming materials has been assessed and deemed appropriate and adequate.

10.1.3 The quality control procedures and product testing to be undertaken have been assessed and deemed appropriate and adequate.

10.1.4 The process for management of non-conformities has been assessed and deemed appropriate and adequate.

10.1.5 An audit of each production location was undertaken, and it was confirmed that the production process was in accordance with the documented process, and that equipment has been properly tested and calibrated.

† 10.2 The BBA has undertaken to review the above measures on a regular basis through a surveillance process, to verify that the specifications and quality control operated by the manufacturer are being maintained.

11 Delivery and site handling

11.1 The Certificate holder stated that the products are delivered to site on plastic-protected pallets with interlayers for surface protection. Each pallet bears a label showing the Certificate holder's name, product type/size and the BBA logo incorporating the number of this Certificate.

11.2 Delivery and site handling must be performed in accordance with the Certificate holder's instructions and this Certificate, including:

11.2.1 The panels must be stored flat on a level surface, preferably under cover in dry and ventilated conditions. Stacks of unwrapped pallets must not exceed five in height.

11.2.2 To avoid damaging and scratching the panels, they must be lifted off the pallet and not dragged across adjacent panels. Unused panels must be protected with tarpaulin during storage.

ANNEX A – SUPPLEMENTARY INFORMATION †

Supporting information in this Annex is relevant to the products but has not formed part of the material assessed for the Certificate.

Construction (Design and Management) Regulations 2015

Construction (Design and Management) Regulations (Northern Ireland) 2016

Information in this Certificate may assist the client, designer (including Principal Designer) and contractor (including Principal Contractor) to address their obligations under these Regulations.

CE marking

The Certificate holder has taken the responsibility of CE marking the products, in accordance with harmonised European Standard EN 12467 : 2012.

Management Systems Certification for production

The management system of the manufacturer has been assessed and registered as meeting the requirements of BS EN ISO 9001 : 2015 by Bureau Veritas Certification (Certificate HU004338).

Additional information on installation

General

A.1 The panels can be cut with hand tools and slow- or fast-running stationary power equipment. Circular saws or jigsaws must be equipped with a diamond tipped blade. Cut edges should be bevelled with sandpaper. Where necessary, the panels are drilled using a carbide tipped twist drill bit.

A.2 The panels can be mounted both horizontally and vertically, allowing for lateral movement in accordance with the Certificate holder's instructions.

Precautions

A.3 Dust from fibre-cement panels is characterised as mineral dust. Where excessive concentrations of dust are generated, the dust levels must be controlled by the use of dust extraction equipment. The measures defined in Health and Safety Executive Guidance Note EH44 should be followed.

A.4 The panels are not loadbearing and heavy items must not be leaned against them during and after installation of the cladding system.

A.5. If the panels are used in the renovation of a masonry wall which is structurally sound but not fully weathertight, the use of a breather membrane is advisable.

Figure 2 Typical Installation

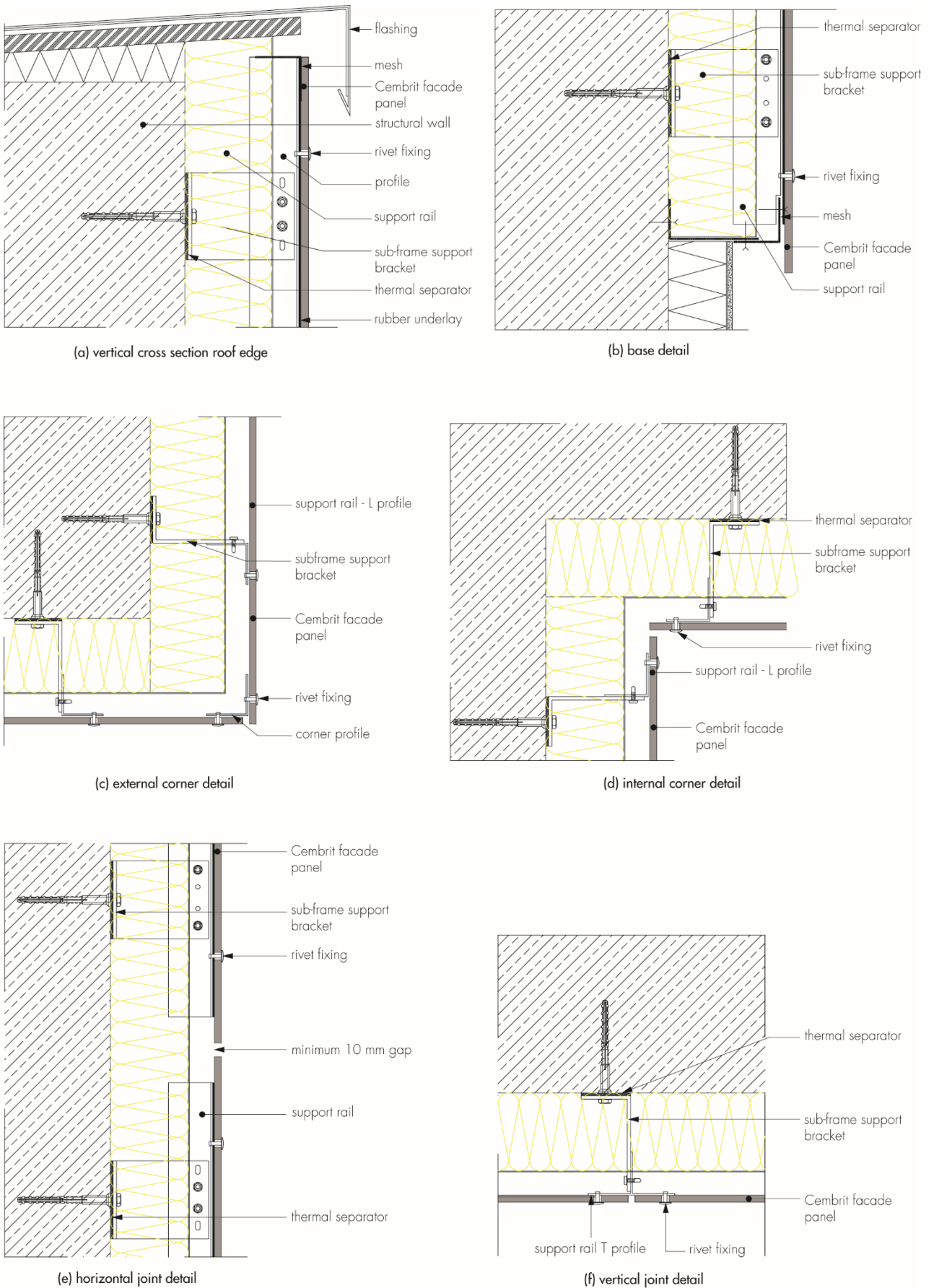


Figure 2 Typical Installation (continued)

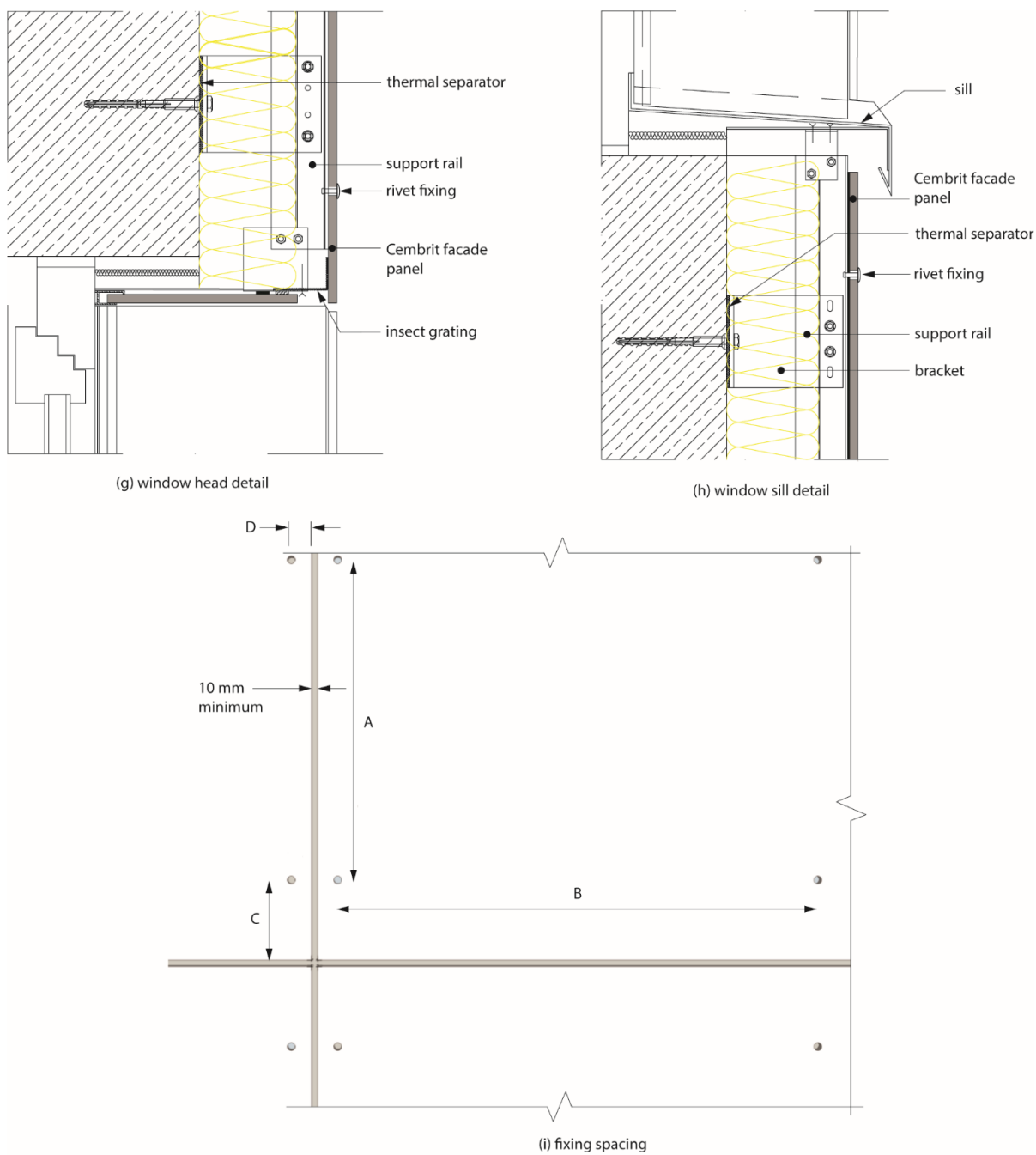


Table 6 Panel Fixing Location

	Fixing centres (mm)		
	Screw fixing (steel sub-frame)	Screw fixing (wood sub-frame)	Rivet fixing (steel/aluminium sub-frame)
<i>Patina (all versions)</i>			
Vertical centres (A)	400	400	400
Horizontal centres (B)	600	600	600
Corner (C)	70-150	70-150	70-150
Side edge (D)	30	25	30
Pre-drilled hole diameter	8	8	9
<i>Solid/Cover</i>			
Vertical centres (A)	600	600	600
Horizontal centres (B)	600	600	600
Corner (C)	100-150	100-150	100-150
Side edge (D)	30	25	30
Pre-drilled hole diameter	8	8	9

Bibliography

BS 8417 : 2011 + A1 : 2014 *Preservation of wood — Code of practice*

BS EN 1990 : 2002 + A1 : 2005 *Eurocode — Basis of structural design*

BS EN 1991-1-4 : 2005 + A1 : 2010 *Eurocode 1 — Actions on structures — General actions — Wind actions*

NA to BS EN 1991-1-4 : 2005 + A1 : 2010 UK National Annex to *Eurocode 1 — Actions on structures — General actions — Wind actions*

BS EN 1993-1-1 : 2005 + A1 : 2014 *Eurocode 3 — Design of steel structures — General rules and rules for buildings*

NA to BS EN 1993-1-1 : 2005 + A1 : 2014 UK National Annex to *Eurocode 3 — Design of steel structures — General rules and rules for buildings*

BS EN 1995-1-1 : 2004 + A1 : 2014 *Eurocode 5 — Design of timber structures — General — Common rules and rules for buildings*

NA to BS EN 1995-1-1 : 2004 + A2 : 2014 UK National Annex to *Eurocode 5 — Design of timber structures — General — Common rules and rules for buildings*

BS EN 1996-1-1 : 2005 + A1 : 2012 *Eurocode 6 — Design of masonry structures — General rules for reinforced and unreinforced masonry structures*

NA to BS EN 1996-1-1 : 2005 + A1 : 2012 UK National Annex to *Eurocode 6 — Design of masonry structures — General rules for reinforced and unreinforced masonry structures*

BS EN 1996-1-2 : 2005 *Eurocode 6 — Design of masonry structures — General rules — Structural fire design*

NA to BS EN 1996-1-2 : 2005 UK National Annex to *Eurocode 6 — Design of masonry structures — General rules — Structural fire design*

BS EN 1996-2 : 2006 *Eurocode 6 — Design of masonry structures — Design considerations, selection of materials and execution of masonry*

NA to BS EN 1996-2 : 2006 UK National Annex to *Eurocode 6 — Design of masonry structures — Design considerations, selection of materials and execution of masonry*

BS EN 1996-3 : 2006 *Eurocode 6 — Design of masonry structures — Simplified calculation methods for unreinforced masonry structures*

NA + A1 : 2014 to BS EN 1996-3 : 2006 UK National Annex to *Eurocode 6 — Design of masonry structures — Simplified calculation methods for unreinforced masonry structures*

BS EN 12467 : 2012 + A2 : 2018 *Fibre-cement flat sheets — Product specification and test methods*

BS EN 13501-1 : 2007 + A1 : 2009 *Fire classification of construction products and building elements — Classification using test data from reaction to fire tests*

BS EN 13501-1 : 2018 + A1 : 2009 *Fire classification of construction products and building elements — Classification using test data from reaction to fire tests*

BS EN 13859-2 : 2014 *Flexible sheets for waterproofing — Definitions and characteristics of underlays — Underlays for walls*

BS EN ISO 4892-3 : 2016 *Plastics — Methods of exposure to laboratory light sources — Part 3 Fluorescent lamps*

BS EN ISO 9001 : 2015 *Quality management systems — Requirements*

EAD 090062-00-0404 *Kits For External Wall Claddings Mechanically Fixed*

EOTA TR055 : 2016 *Design of fastenings based on EAD 330232-00-0601*

ETAG 034 : 2012 *Guideline for European Technical Approval of Kits for External Wall Claddings, Part 1 Ventilated Cladding Kits Comprising Cladding Components and Associated Fixings*

MOAT 33 : 1986 *Assessment of masonry coatings*

PD 6697 : 2019 *Recommendations for the design of masonry structures to BS EN 1996-1-1 and BS EN 1996-2*

Conditions of Certificate

Conditions

1 This Certificate:

- relates only to the product that is named and described on the front page
- is issued only to the company, firm, organisation or person named on the front page – no other company, firm, organisation or person may hold or claim that this Certificate has been issued to them
- is valid only within the UK
- has to be read, considered and used as a whole document – it may be misleading and will be incomplete to be selective
- is copyright of the BBA
- is subject to English Law.

2 Publications, documents, specifications, legislation, regulations, standards and the like referenced in this Certificate are those that were current and/or deemed relevant by the BBA at the date of issue or reissue of this Certificate.

3 This Certificate will be displayed on the BBA website, and the Certificate Holder is entitled to use the Certificate and Certificate logo, provided that the product and its manufacture and/or fabrication, including all related and relevant parts and processes thereof:

- are maintained at or above the levels which have been assessed and found to be satisfactory by the BBA
- continue to be checked as and when deemed appropriate by the BBA under arrangements that it will determine
- are reviewed by the BBA as and when it considers appropriate.

4 The BBA has used due skill, care and diligence in preparing this Certificate, but no warranty is provided.

5 In issuing this Certificate the BBA is not responsible and is excluded from any liability to any company, firm, organisation or person, for any matters arising directly or indirectly from:

- the presence or absence of any patent, intellectual property or similar rights subsisting in the product or any other product
- the right of the Certificate holder to manufacture, supply, install, maintain or market the product
- actual installations of the product, including their nature, design, methods, performance, workmanship and maintenance
- any works and constructions in which the product is installed, including their nature, design, methods, performance, workmanship and maintenance
- any loss or damage, including personal injury, howsoever caused by the product, including its manufacture, supply, installation, use, maintenance and removal
- any claims by the manufacturer relating to UKCA marking and CE marking.

6 Any information relating to the manufacture, supply, installation, use, maintenance and removal of this product which is contained or referred to in this Certificate is the minimum required to be met when the product is manufactured, supplied, installed, used, maintained and removed. It does not purport in any way to restate the requirements of the Health and Safety at Work etc. Act 1974, or of any other statutory, common law or other duty which may exist at the date of issue or reissue of this Certificate; nor is conformity with such information to be taken as satisfying the requirements of the 1974 Act or of any statutory, common law or other duty of care.

British Board of Agrément

1st Floor, Building 3, Hatters Lane
Croxley Park, Watford
Herts WD18 8YG

©2024

tel: 01923 665300
clientservices@bbacerts.co.uk
www.bbacerts.co.uk