


SWISSPEARL


Colour chart façade panels



Our extensive palette of colours and surface textures enables sophisticated façade combinations, highlighting contrasts, tonal depth, and the dynamic interplay of light and shadow.

Natural collection

The Natural Collection offers a wide selection of natural colour and surface options. Most of the façade panels in this collection are through-coloured, and their colour range varies from opaque to translucent. These panels are durable and environmentally friendly, supporting the principles of sustainable construction.



Size, mm
 1192x2500x8 mm
 1250x2500x8 mm
 1192x3050x8 mm
 1250x3050x8 mm

Stock Colours (*/)**
 Contact our sales team for detailed delivery times for your project!

CARAT

					
Ivory 8099 S 0500-N	Ivory 8091 S 2002-Y20R	Ivory 8090 S 1502-Y20R	Crystal 8010 S 3500-N	Granite 8061 S 5005-B	Granite 8060 S 5500-N
					
Granite 8062 S 5502-B	Jade 8053 S 5020-B50G	Azurite 8040 S 5020-B	Anthracite 8020 S 7500-N	Anthracite 8021 S 7502-B	Anthracite 8023 S 8000-N
					
Anthracite 8024 S 8500-N	Limestone 8083 S 1515-Y	Sandstone 8000 S 2020-Y10R	Sandstone 8002 S 3020-Y10R	Amber 8074 S 5020-Y40R	Amber 8075 S 4020-Y40R
					
Coral 8033 S 5030-Y90R	Coral 8034 S 4040-Y80R	+ NCS colours	Swisspearl Carat		


GRAVIAL



Ivory 3099
S 0502-G50Y



Ivory 3090
S 1002-Y




Granite 624
S 5005-G50Y



Amber 723
S 6502-Y50R



Crystal 125
S 3502-G




Anthracite 3020
S 7502-R




Swisspearl Gravial


VINTAGO




VI091
S 1502-Y20R



VI001
S 3010-Y10R



VI071
S 5030-Y30R




VI031
S 5030-Y80R




VI100
S 5005-G80Y




VI061
S 5502-G50Y



VI050
S 5020-B50G



VI040
S 6020-B



VI021
S 7500-N




VI011
S 3500-N




Swisspearl Vintago

AVERA



AV 010
S 3502-Y20R




AV 100
S 5502-Y20R



AV 020
S 7502-Y



AV 060
S 6000-N




AV 030
S 5030-Y80R



AV 000
S 4020-Y20R



AV 070
S 5020-Y40R



AV 050
S 6010-B70G




AV 040
S 6020-B




Swisspearl Avera


REFLEX



Ivory 4092
S 1005-Y10R



Ivory 4091
S 2002-Y20R



Crystal 4111
S 2500-N




Granite 4162
S 4000-N



Jade 4051
S 5005-B20G




Amber 4071
S 3030-Y50R



Crystal 4112
S 3502-B50G



Granite 4161
S 3502-B




Anthracite 4022
S 7502-B



Amber 4072
S 4030-Y50R



Coral 4031
S 5040-Y70R




Anthracite 4021
S 7502-B




Swisspearl Reflex


NOBILIS




Crystal 124
S 1502-G



Crystal 122
S 2002-B



Crystal 123
S 3502-B50G



Crystal 125
S 3502-G




Azurite 421
S 5010-R70B



Azurite 422
S 4010-R90B




Granite 624
S 4502-Y20R



Granite 622
S 6502-Y20R



Jade 522
S 5005-G20Y




Jade 521
S 4010-G70Y



Amber 721
S 5005-Y50R



Amber 723
S 6502-Y50R



Anthracite 221
S 7502-R




+ NCS colours




Swisspearl Nobilis

5


TERRA




Amber 751
S 5020-Y50R




Amber 752
S 5030-Y70R




Amber 753
S 6010-Y70R



Amber 754
S 6020-Y90R



Amber 755
S 7010-Y90R




Amber 756
S 8005-Y50R




Swisspearl Terra


PLANEA



Snowflake 930
S 0500-N



Skylight 131
S 2000-N



Igloo 932
S 0505-B



Cactus 531
S 3010-G10Y



Jungle 532
S 6010-B90G



Sunrise 831
S 1030-Y



Sunset 832
S 1050-Y20R



Dragon 332
S 3050-Y90R



Crimson 333
S 4040-R



Ruby 334
S 6020-R20B



Midnight 231
S 8502-R




+ NCS colours




Swisspearl Planea


ZENOR



11115*
S 0502-Y50R



11006*
S 1002-Y



15015
S 2000-N




23057
S 1020-Y20R



35154
S 4030-Y50R




33106*
S 4040-Y70R




35005
S 5040-Y80R




51101
S 5010-G70Y




41055
S 3020-B



69055*
S 7500-N




67014
S 8000-N




67159*
S 9000-N




65061
S 5005-Y20R



67007
S 7005-G80Y



65126*
S 3502-Y



63077
S 6000-N



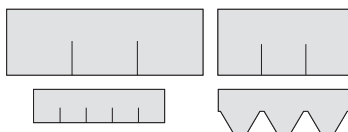
+ NCS colours



Swisspearl Zenor

*Stock product, size 1250x3050 mm

FACADE SHINGLES



Facade Shingles size, mm
 900x300x4 (3x300x300x4)
 600x300x4 (3x200x300x4)
 600x150x4 (5x120x150x4)

Facade Shingles size (honeycomb), mm
 600x200x4 (3x200x200x4)



Swisspearl
 Facade Shingles

Carat colours



Anthracite 8020
 S 7500-N

Ivory 8090
 S 1502-Y20R

Ivory 8099
 S 0500-N

Coral 8033
 S 5030-Y90R

Coral 8034
 S 4040-Y80R

Limestone 8083
 S 1515-Y

Nobilis colours



Crystal 124
 S 1502-G

Crystal 122
 S 2002-B

Crystal 123
 S 3502-B50G

Crystal 125
 S 3502-G

Azurite 421
 S 5010-R70B

Azurite 422
 S 4010-R90B

Granite 624
 S 4502-Y20R

Granite 622
 S 6502-Y20R

Jade 522
 S 5005-G20Y

Jade 521
 S 4010-G70Y

Amber 721
 S 5005-Y50R

Amber 723
 S 6502-Y50R

Anthracite 221
 S 7502-R

Planea colours



Snowflake 930
 S 0500-N

Skylight 131
 S 2000-N

Igloo 932
 S 0505-B

Cactus 531
 S 3010-G10Y

Jungle 532
 S 6010-B90G

Sunrise 831
 S 1030-Y

Sunset 832
 S 1050-Y20R

Dragon 332
 S 3050-Y90R

Crimson 333
 S 4040-R


Ruby 334
 S 6020-R20B

Midnight 231
 S 8502-R

The colour samples and NCS S codes in the chart are approximate and may differ from the final product. Always order a sample to verify the exact colour before placing your final panel order.

Authentic collection

Swisspearl Patina NXT is a range of through-coloured façade panels, each as unique as nature itself. Over time, the panels develop a beautiful natural patina, giving façades a distinctive and personal character.



Size, mm
 1192x2500x8 mm
 1250x2500x8 mm
 1192x3050x8 mm
 1250x3050x8 mm


Stock colours (*/)**
 Contact our sales team for detailed delivery times for your project!

PATINA ORIGINAL NXT




*stock product, size 1192x2500 mm, ** stock product, size 1192x3050 mm

PATINA INLINE NXT



PATINA ROUGH NXT



The colour samples and NCS S codes in the chart are approximate and may differ from the final product. Always order a sample to verify the exact colour before placing your final panel order.

PATINA STRUCTURE NXT



P 222
S 1005-Y40R



P 545
S 2010-Y40R



P 565
S 3030-Y10R



P 313
S 4020-Y30R



P 333
S-4020-Y60R



P 626
S 4020-G50Y



P 323
S 3030-Y70R



P 343
S 4040-Y60R



P 020
S 3502-B



P 045
S 5000-N



P 070
S 7000-N




Swisspearl
Patina Structure NXT



Swisspearl Plank


Swisspearl Plank is a high-quality fibre-cement façade material designed for durability and refined appearance. Its natural textures and vibrant, long-lasting colours create a modern look while preserving the material's mineral character.




Size, mm	
Plank Original	180x3600x8 mm
Plank Connect	210x3000x11 mm

Stock colours (**/**)
 Contact our sales team for detailed
 delivery times for your project!

PLANK ORIGINAL




CP 010 S 2502-G	CP 030 S 4005-Y20R	CP 040 S 4502-Y	CP 050 S 6005-Y20R	CP 080 S 7502-G	CP 150 S 7202-B	CP 180 S 9000-N
--------------------	-----------------------	--------------------	-----------------------	--------------------	--------------------	--------------------




CP 210 S 1002-G	CP 280 S 2005-Y50R	CP 370 S 5040-Y80R	CP 380 S 6030-Y80R	CP 410 S 4010-Y30R	CP 480 S 7005-Y50R	Swisspearl Plank Original
--------------------	-----------------------	-----------------------	-----------------------	-----------------------	-----------------------	------------------------------

PLANK CONNECT



CP 010 S 2502-G	CP 040 S 4502-Y	CP 050 S 6005-Y20R	CP 150 S 7202-B	CP 180 S 9000-N
--------------------	--------------------	-----------------------	--------------------	--------------------



CP 210 S 1002-G	CP 370 S 5040-Y80R	CP 410 S 4010-Y30R	CP 480 S 7005-Y50R	Swisspearl Plank Connect
--------------------	-----------------------	-----------------------	-----------------------	-----------------------------

The colour samples and NCS S codes in the chart are approximate and may differ from the final product. Always order a sample to verify the exact colour before placing your final panel order.

Swisspearl Façade Collection

The comprehensive Swisspearl Façade Collection enables a wide range of creative design possibilities. Carefully selected colours and finishes highlight the natural beauty of each product.

CARAT	Unique natural look and timeless beauty. The translucent lightly pigmented finish adds a distinguished expression.
GRAVIAL	Unique interplay of light and shadow. The linear, geometrical grooved surface offers countless options for making a special statement.
VINTAGO	Naturally authentic. The sanded surface highlights the appearance of the fibre cement.
AVERA	Authentic and vibrant appearance. The transparent coating lets the original natural look of the fibre cement shine through.
REFLEX	Shiny look with metallic character. The iridescent surface coating gives the panels a sophisticated look
NOBILIS	Authentic fibre cement look. The translucent lightly pigmented surface highlights the fibre cement texture in its natural beauty and elegance.
TERRA	Earthy and warm atmosphere. The finely coordinated colours are a reminiscent of earth tones and gives the building envelope an earthy, natural look.
PLANEA	Fresh and colourful creativity. The matte and smooth finish emphasizes the clear, bright and strong colours for an overall intense appearance.
ZENOR	Zenor has an opaque coating and creates a simple elegance, due to its homogeneous surface.
PATINA ORIGINAL NXT	Lightly sanded, it stylishly showcases the character of the material. Their structure allows the fibre and the strong character properties of the raw materials work.
PATINA ROUGH NXT	The rough surface creates a varied appearance with many facets.
PATINA INLINE NXT	Light and shadow in the rhythm of time. Linear milled indentations create a dynamic appearance that ~changes depending on the time of day and viewing angle.
PATINA STRUCTURE NXT	Structure created between shadow and light. Transforms fibre cement into a visual and tactile experience.
PLANK ORIGINAL	Swisspearl Plank is the ideal solution to replace the use of high maintenance wood on your facade.
PLANK CONNECT	A panel with tongue-and-groove on the long sides ensures smooth, one-click installation. The panel's straight lines give the building a modern appearance.

Façade panels	Application	EI15 partition wall (interior/glazed balcony)	Base panel	Coating	Anti-graffiti coating	Surface and colour consistency	Fire class A2-s1,d0	Visible fastening	Hidden fastening	Available with an ARSB backing coating, making the board suitable for adhesive fastening.
Carat	ventilated façade cladding	■	through-coloured	translucent	available with HR-coating	smoot/textured/matte	■	screws for wooden frame and rivets for metal frames, available in panel colours	Sigma 8 pro / SFS intec TUF	■
Gravial	ventilated façade cladding		through-coloured	translucent	no	grooved/textured matte	■	screws for wooden frame and rivets for metal frames, available in panel colours	Sigma 8 pro / SFS intec TUF	■
Vintago	ventilated façade cladding		through-coloured	translucent	standard	sanded/textured/ matte	■	screws for wooden frame and rivets for metal frames, available in panel colours	Sigma 8 pro / SFS intec TUF	■
Reflex	ventilated façade cladding		through-coloured	opaque	standard	smoot/textured/ shiny	■	screws for wooden frame and rivets for metal frames, available in panel colours	Sigma 8 pro / SFS intec TUF	■
Avera	ventilated façade cladding	■	through-coloured	translucent	standard	smoot/textured/matte	■	screws for wooden frame and rivets for metal frames, available in panel colours	Sigma 8 pro / SFS intec TUF	■
Nobilis	ventilated façade cladding		cement grey	translucent	available with HR-coating	smoot/textured/matte	■	screws for wooden frame and rivets for metal frames, available in panel colours	Sigma 8 pro / SFS intec TUF	■
Terra	ventilated façade cladding		cement grey	opaque	no	smooth/even/matte	■	screws for wooden frame and rivets for metal frames, available in panel colours	Sigma 8 pro / SFS intec TUF	■
Planea	ventilated façade cladding		cement grey	opaque	available with HR-coating	smooth/even/matte	■	screws for wooden frame and rivets for metal frames, available in panel colours	Sigma 8 pro / SFS intec TUF	■
Zenor	ventilated façade cladding	■	through-coloured	opaque	available with HR-coating	smooth/even/matte	■	screws for wooden frame and rivets for metal frames, available in panel colours	Sigma 8 pro / SFS intec TUF (NB! not colours 11115 ja 11006)	■
Patina Original NXT	ventilated façade cladding		through-coloured	uncoated	no	sanded/textured/matte	■	screws for wooden frame and rivets for metal frames, available in panel colours	SFS intec TUF	
Patina Rough NXT	ventilated façade cladding		through-coloured	uncoated	no	rough/textured/ matte	■	screws for wooden frame and rivets for metal frames, available in panel colours	SFS intec TUF	
Patina Inline NXT	ventilated façade cladding		through-coloured	uncoated	no	grooved/textured/ matte	■	screws for wooden frame and rivets for metal frames, available in panel colours	SFS intec TUF	
Patina Structure NXT	ventilated façade cladding		through-coloured	uncoated	no	grooved/textured matte	■	screws for wooden frame and rivets for metal frames, available in panel colours	SFS intec TUF	
Plank Original	ventilated façade cladding		cement grey	opaque	no	textured/ even/matte	■	Bulk and collated screws	standard	
Plank Connect	ventilated façade cladding		cement grey	opaque	no	textured/ even/matte	■	Fixing clips RST	standard	

Swisspearl's extensive range of accessories ensures easy installation. Profiles are available to guarantee a finished result. Our range also includes screws and rivets in colours matching our products, as well as tools that ensure effortless installation.







Swisspearl Suomi Oy

P.O. Box 46
Mineraalintie 1
08681 Lohja
+358 19 287 61
info@fi.swisspearl.com